

Hepa 1-6

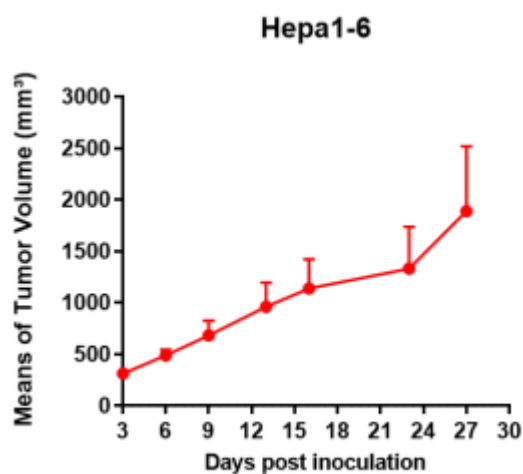
Strain Information

Cat. NO.	NM-GA02
Cell Line	Hepa 1-6
Strain State	Validation of tumorigenic capacity completed
Model	Hepa1-6 is a murine hepatoma cell line from a C57L mouse.
Description	*Literature published using this strain should indicate: Hepa 1-6 cell line (Cat. NO. NM-GA02) was purchased from Shanghai Model Organisms Center, Inc..

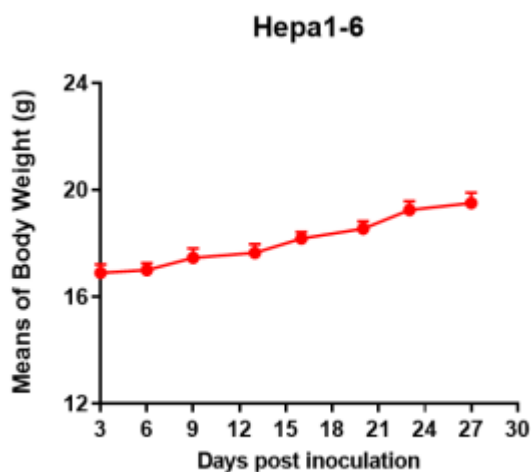
Validation Data



Fig1. Morphology of Hepa1-6 cell line.

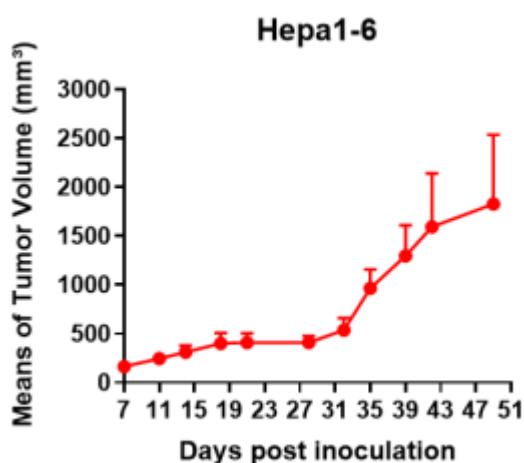


A

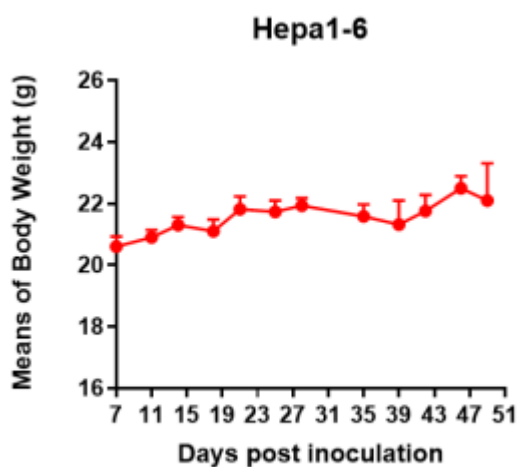


B

Fig2. Analysis of Tumorigenesis in C57BL/6 mice (n=6) . Hepa1-6 cells were subcutaneously inoculated in C57BL/6 mice. a Tumor volume was measured by time. b Body weight was simultaneously checked.



A



B

Fig3. Analysis of Tumorigenesis in hPD-1 C57BL/6 mice (n=5) . Hepa1-6 cells were

subcutaneously inoculated in hPD-1 C57BL/6 mice. a Tumor volume was measured by time.
b Body weight was simultaneously checked.

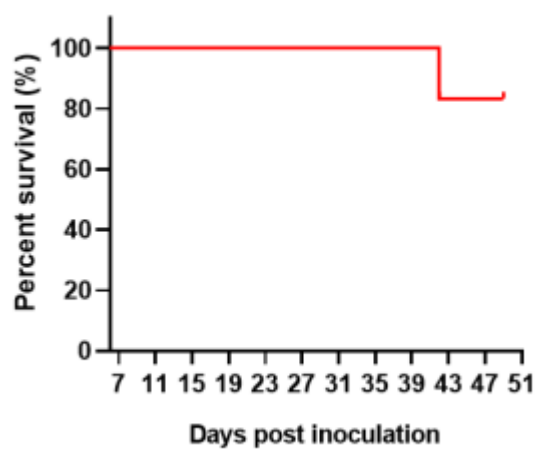


Fig4. Survival curve of hPD-1 C57BL/6 mice during tumorigenesis (n=5)

*Wild-type cell lines are not for sale, and only applied to construction of tumor bearing mice and in-vivo efficacy studies.